



## **MOUNTED PLAIN DISC MOWERS**

KVERNELAND 2300-2500-2600-2800-5000



# WHEN FARMING MEANS BUSINESS

Realising the full potential of farming is about growing and developing your business, not only your crop or livestock, but also your profit. Improve productivity and profitability by focusing on the positives and minimising disadvantageous aspects, through strong, dedicated management.

Success springs from determination and clear targets, from laying down the appropriate strategy and allocating correct investments for the future. Quality results require the right ideas and equipment. When there is work to be done, you need the optimal setup and smart solutions that support you towards an easier, more profitable way of working. You need solutions that make tough and demanding conditions less complicated.



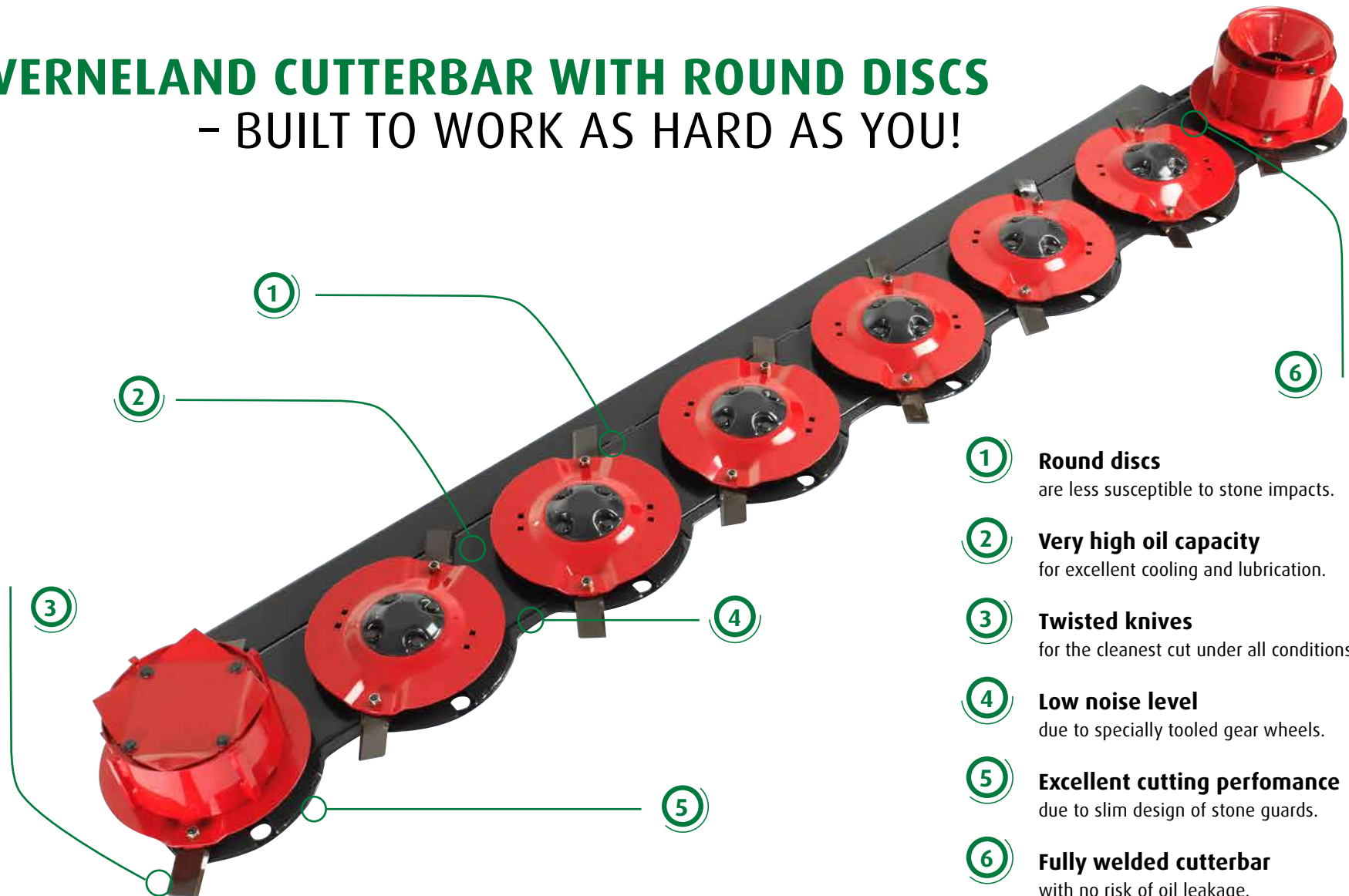




Accurately cut crops, mown at just the right time, is essential for quality forage.



## KVERNELAND CUTTERBAR WITH ROUND DISCS – BUILT TO WORK AS HARD AS YOU!



- ① Round discs**  
are less susceptible to stone impacts.
- ② Very high oil capacity**  
for excellent cooling and lubrication.
- ③ Twisted knives**  
for the cleanest cut under all conditions.
- ④ Low noise level**  
due to specially tooled gear wheels.
- ⑤ Excellent cutting performance**  
due to slim design of stone guards.
- ⑥ Fully welded cutterbar**  
with no risk of oil leakage.

### Designed for Outstanding Output

The Kverneland cutterbar has been designed for **hard work** and to lift your productivity. Several design features support this fact, including the well-established round discs for a clean and aggressive cut and an extremely strong **fully welded cutterbar** housing which eliminates oil leaks. Furthermore a high oil volume ensures excellent lubrication and cooling during operation. The gear wheels, with their **unique rounded** design, are tooled to perfection for silent, yet reliable power transmission.

### Round Discs – Outstanding Cut and Perfect Protection

The round discs have always been a known Kverneland hallmark. The unique circular design means that a constant distance is kept between the outer edges of the discs. **Stones are expelled immediately** before risking blockage, which reduces shock loads on the transmission to an absolute minimum. This in turn improves durability and maintenance substantially.

### Kverneland ProFit - For Quick Change of Knives

With the Kverneland ProFit quick knife change system, maintenance of the cutting ability is easy. The knives are changed by a simple operation using the special lever - delivered with the ProFit package. The lever is placed around the bolt, the spring is pushed down easily by turning the lever and the knife is ready to be replaced by a new one. Kverneland ProFit is designed for standard discs and can therefore be fitted on all existing cutterbars.

### Safety In Mind

The knives are securely fixed via a spring, which is fitted with the disc on the hub. This minimises the possibility of grass being caught by the spring and also reduces friction between spring and cutterbar. When encountering an obstacle, the spring will be pushed upwards, reducing the risk of losing knives.



**PROFIT**


## KVERNELAND ROUND DISCS – A WINNING PERFORMANCE



Smooth design of stone guards for improved cutting performance, particularly in laid and difficult crop.



Low noise level thanks to specially tooled gear wheels with round design and long teeth for efficient power transmission.



Fully welded cutterbar with overlapping C-profiles for a very strong and stiff construction.







### Get more done with Kverneland Round Discs

The Kverneland cutterbar with round discs is designed for **rough and demanding conditions**. The round discs immediately expel stones before risk of damage, which reduces shock loads on the transmission to an absolute minimum.

*Round disc - specifically designed for stony and rough field conditions.*



Large overlap of the cutting knives for outstanding cutting performance.



Round discs will immediately reject foreign obstacles. Shock loads on the cutterbar are diminished.







# NONSTOP BREAKBACK

## - KEEPING CUTTERBARS RUNNING

### Protection of the Cutterbar

Kverneland 2500, 2600, 2800 and 5000 series models are all fitted with a **NonStop BreakBack system to protect the cutterbar**. The integrated NonStop BreakBack system will protect the cutterbar from foreign obstacles.

*No Need to Stop - No Time Lost!*

If an obstacle is hit in the field the mowing unit will swing backwards and up. This gives **maximum protection of the cutterbar**.

### Effortless Protection

There is **no need to stop** - or even to reverse the tractor to get the mowing unit into working position again.

When engaged the spring loaded design ensures that the NonStop BreakBack system automatically returns the cutting unit to its' original working position.



If hitting an obstacle the NonStop BreakBack system will be activated...



...and swing the machine backwards and over the obstacle...



...and then return it to the original working position.



## MAXIMIZING EFFICIENCY – GROWING PROFITABILITY



**① Eco-Friendly Solution**  
Wide working width with **low input requirements**. Up to 9.5m working width with only 150hp needed.

**② NonStop BreakBack**  
Ensures **maximum protection** of the cutterbar if hitting a foreign obstacle.

**③ Transport Position**  
The mowing unit folds **above 90°**, well behind the tractor, for safe transport.

**④ Hydraulic setting of ground pressure**  
Optional **On-the-Go hydraulic adjustment** of ground pressure. Simple and easy!

**⑤ Integrated Vertical Parking Stand**  
Safe and **sure-footed storage** of the mower. Storage width below 3.0m.

**⑥ Two Mounting Options**  
Optimal overlap due to **two possible mounting positions** of cutterbar on suspension arm.



### Parking, Safe and Sure-Footed

With the integrated parking device, storage of the 5087 M or 5095 M is made easy and convenient, requiring a minimum of space during winter storage. They are firmly parked on a strong and stable parking foot, bringing total height below 4.00m.



### Smart Mowing

The 5087 M-5095 M is an **eco-friendly, energy saving solution** able to work on tractors with as little as 140hp. The low weight of only 1360-1500kg, together with the ideal weight distribution that butterfly combinations offer, give the optimum combination of low power requirements, low weight and high efficiency.

### Maximizing Both Efficiency and Profitability

The combination Kverneland 5095 M paired with 2832 F gives you a solution with **9.50m working width, requiring as little as 150hp** - perfectly matching the available tractor capacity of most farmers.

### Packed With Features

Designed to **match the needs of large-scale mowing**, these mowers are packed with features to meet these demands. The centre suspended mowing units, in combination with the round discs, offer unmatched mowing performance.


### Work Smarter on the Go

This feature provides easy and simple setting of ground pressure on the 5087 M and 5095 M series machines. For greater operator comfort **ground pressure of the large suspension spring is set hydraulically** from the tractor cab. Easy to adjust, even on the go.

It is in fact a very **simple and clever solution** to an important challenge in optimizing the mowing job. On the hydraulic version the tension on the large suspension spring, which controls the ground pressure, is adjusted hydraulically, to increase or lower pressure.

The chosen ground pressure level is conveniently registered from the easy-to-read scale.

Accurate setting of ground pressure adds to **significantly better working result and reduction of fuel consumption**, as a mower with correct ground pressure is easier to pull, requiring less power and fuel.



Hydraulic on-the-go setting of ground pressure.





1. Two mounting positions of cutterbar on suspension for optimal overlap.
2. NonStop BreakBack system with auto reset.
3. Two adjustable springs provide best possible ground adaptation.



# MANAGE MOWING EASILY

## Two Mounting Options

Kverneland 5087 M-5095 M can be **adjusted for optimal operation** according to different circumstances, such as field contours or working width of the front mounted mower. To ensure optimal overlap between front and rear units, the **mowing units can be mounted in two positions** on the suspension arm. This also gives you an option of wider overlap in hilly conditions, lessening the need for SideShift equipment.

## Excellent Ground Adaptation

Kverneland 5087 M-5095 M is fitted with two adjustable ground pressure springs, making **setting of the best possible ground pressure easily done**, to match the needs of each specific mowing operation.

## NonStop BreakBack

The Kverneland BreakBack device protects the cutterbar from foreign obstacles. If hitting an obstacle, the BreakBack device will **swing the cutting unit backwards and over the obstacle**, automatically returning the mower to working position, once the obstacle has been passed.



Vertical transport position for good weight distribution.



Ample clearance of swaths during headland turns.



Centre suspended design for excellent ground following ability.

## Vertical Transport Position

For transport the mower folds into a compact position well behind the tractor. The folding design ensures that the weight is distributed evenly, with the **weight of the mower close to the tractor**. Endguards are foldable to further limiting transport height, which is below 4.00m and transport width is limited to 3.00m.

## Headland Turns

When turning on headlands the hydraulic cylinder, which is also used when going into transport position, ensures ample clearance to the swath, so they remain undamaged.

## Centre Suspension

The mowing units are centre suspended offering an even weight distribution across the complete mower width. **Faster and more precise adaptation** to ground contours is also achieved due to the centre suspended design. The benefit is less skid wear and **optimum protection of the stubble**.



## WHEN LOOKING FOR SOPHISTICATED PERFORMANCE



**1 Excellent Ground Adaptation**  
Outstanding adaptation ability with a 640mm vertical working range.

**2 NonStop BreakBack**  
Ensures maximum protection of the cutterbar if hitting a foreign obstacle.

**3 Low Weight and Power Requirement**  
The low weight design guarantees minimized input requirements, starting as low as 45hp.

**4 2-Speed PTO**  
Two PTO speeds can be chosen. Standard 1000rpm or 750rpm for reduced fuel consumption.

**5 2832 FS – Swathing Or Widespreading**  
Offers 3 different swath widths of 1.0, 1.15 and 1.3m as well as 2.2m widespreading.

**6 Sideways Adaptation**  
Very flexible headstock design, with a transverse movement of 17°, for excellent ground following in all conditions.

### A Sound Choice

Outstanding ground following ability, easy operation and low weight are among the highlights of these machines, characterized by **excellent cutting performance and ground following ability in all terrain**. The design does not require a flexible front linkage, as the movement is built into the machine.

With a working width of 2.80-3.20m and an operating weight of only 670-710kg, 2828 F-2832 F need only 45-55hp to operate. Combined with a 3.20m or 4.00m machine on the rear, this would give a **mowing combination capable of effortlessly handling 6.20-6.80m grass**.

### *Outstanding ground following ability!*



Ample clearance for headland turns.

### Trouble-Free Mowing

The highly responsive kinematics incorporated into the headstock design will intervene to protect the mower when encountering even the smallest obstacles during operation. To offer **maximum protection** and lessen the shock loads on the complete machine, the cutterbar will move backwards and up, letting any obstacle pass without risk of damage.

### Two-Speed Driveline

Standard PTO speed is 1000rpm. However by simply switching driveline pulleys, **750rpm for reduced fuel consumption** can be achieved. This makes it possible to maintain the correct PTO speed, but using reduced engine revs, creating an opportunity for lower fuel consumption – an innovative solution to the problem of front PTO systems not offering an economy speed.



Easy access to the cutterbar with foldable front and side guards.



By switching pulleys changing between 1000 and 750rpm is possible.



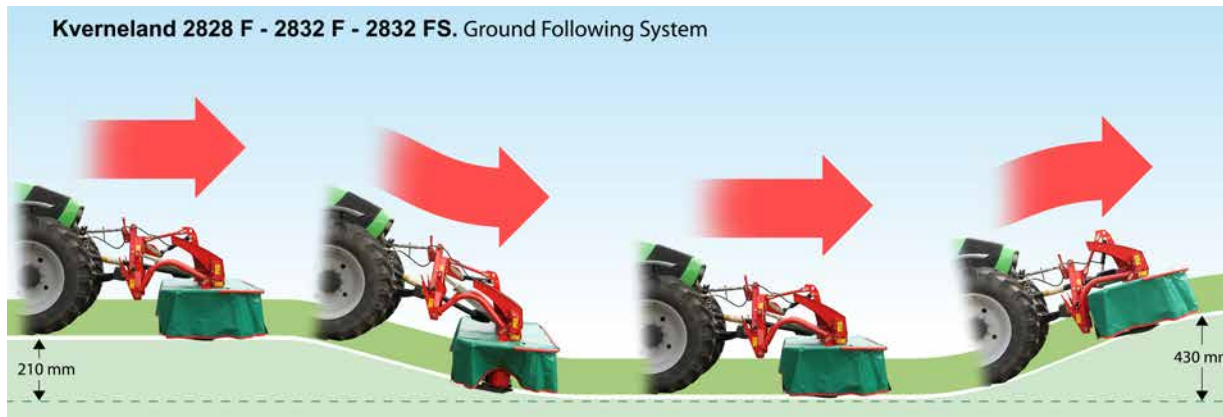
Narrow transport with excellent overview of the entire machine.

### Excellent Serviceability

Kverneland 2828 F-2832 F has **outstanding service** access to the cutterbar, which is an advantage compared to most other machines with a flexible suspension. Even when the machine is raised, you can open the entire front cover.



## EXCELLENT GROUND FOLLOWING



An adaptation range of 430mm upwards and 210mm downwards ensures untroubled ground following.

### Remarkable Adaptation Range

Kverneland 2828 F, 2832 F and 2832 FS are exceptionally well adapted to varying field conditions and contours. At standard settings the cutterbar has a remarkable **430mm upwards and 210mm downwards adaptation range**, in combination with a **transverse pivoting range of 17°**. This wide spectrum allows the machine to follow the ground in all conditions without overloading the cutterbar.

### Easy Operation of the Machine

Correct setting of the machine is very user-friendly. The front linkage is set to a specified height and the mower unit is operated by a separate hydraulic cylinder integrated in the suspension. Ground pressure is provided by two springs.



Two springs provide excellent ground following ability.



The headstock, design with the integrated BreakBack solution, helps the mower to clear obstacles.



### Unrestricted Movement

There is **no wearing on the front linkage of the tractor**, as the integrated suspension design does not require a flexible front linkage - the relative movements are done by the machine itself. This also means that you are not restricted by the limited flexibility typically originating from the front linkage.



To ensure best possible pattern of movement, the mowing unit moves independently from the front linkage.



# CROP QUALITY NO MATTER THE CONDITIONS

## 2832 FS Covers it All

The first front disc mower with an **actively driven swath former**, designed for both narrow swathing and widespreading. Changing between different swath widths is intuitively done in very little time – no tools required! Simply release the locks on each swath board and swipe them to the requested swath width. For widespreading the boards are released and positioned on top of the mower.

With the **option of 3 different swath widths (1.00, 1.15 and 1.30m) and widespreading up to 2.20m**, this machine offers exactly the flexibility that most farmers are looking for. Narrow swaths that will go well in-between the tractor wheels, or widespreading for fast wilting of crop.

## A Machine for Any Application

Kverneland 2832 FS will work well in a number of different settings. In combination with rear mounted mowers, as a single machine, or joined up with a loader wagon.

With widths as narrow as 1.00m, the swaths will pass between the wheels of even smaller tractors, leaving an untouched swath that is easily picked up by the loader wagon.

The adjustable swath width allows you to set the correct width in accordance with crop and weather conditions. As the crop is drying during a long day of mowing, the swath width can be adjusted from being narrow at the start of the day to being wider during the day, to **ensure correct and even moisture level** in the crop.







### Preparing a Clean and Airy Swath

The **actively driven auger** guides even high volumes of crop towards the centre of the mower, leaving a nice, box-shaped swath. Crop is immediately moved away from the discs, inviting for excellent cutting performance.

Each side of the auger is working in combination with a guide plate that efficiently transports the crop to the middle, **without any crop loss or contamination** often seen from systems applying swath wheels.

Kverneland 2832 FS does not just move two swaths next to each other like traditional drum mowers, but places the crop into one even and airy swath, **significantly speeding up the drying process**.

### Excellent Adaptation Range

Just like the well-proven 2832 F, 2832 FS shows an impressive adaptation range of **430mm upwards and 210mm downwards**, ensuring excellent cutting quality in even very difficult circumstances.

### Fuel Efficient Solution

Kverneland 2832 FS is driven from the top by a simple but efficient driveline. A small gearbox connected to the main gearbox drives the auger via a V-belt. This design combined with the auger design means that an additional power requirement of **only 5hp is needed to run the auger**. In total the auger, including driveline, adds approximately 150kg to the mower, leaving total weight as low as 855kg and a **power requirement of only 60hp**.



Kverneland 2832 FS is the perfect match for a loader wagon.



Swath width is easily changed by simply unlocking the swath plates and sliding them to the requested position.



The auger is driven by a small gearbox with an additional power requirement of only 5hp.



Actively driven swath former, producing even, box-shaped swaths.



## SIMPLE DESIGN QUALITY OUTPUT



**1 Centre Suspension**  
Even weight distribution across entire mowing width and **constant, fast and precise adaptation** to ground contours.

**2 Engineered Simplicity**  
Clean and **uncomplicated suspension design** ensuring low weight and minimum power requirement.

**3 NonStop BreakBack**  
Ensures **maximum protection** of the cutterbar if hitting a foreign obstacle.

**4 2-Speed Gearbox**  
Easy adaptation to different conditioning requirements. **Rotor speed is easily changed** by switching pulleys.

**5 Safe Transport Position**  
Above vertical position inside tractor width for **perfect balance** during transport.

**6 Hydraulic Setting of Ground Pressure**  
Optional **On-the-Go hydraulic adjustment** of ground pressure. Simple and easy!



When encountering an obstacle the NonStop BreakBack system protects the cutterbar by swinging it back and up.



These machines can be operated with either 540 or 1000 rpm without additional accessory.



The large compensating spring ensures excellent flotation across the full mower width.

### Extensive Working Width – Low Weight

Kverneland 2800 M rear mounted range boast an **extensive 2.80-4.00m working width** with corresponding weights of only 810-940kg, which means the machines can be operated with tractors starting from only 50hp. Paired with the Kverneland 2828 F or 2832 F front mounted machine the **joint working width is up to an amazing 6.80m**.

The large compensating spring in combination with the centre mounted design provides **perfect flotation** of the complete cutterbar.

### NonStop BreakBack Solution

To offer maximum protection of the cutterbar, the 2800 M machines are fitted with the **Kverneland NonStop BreakBack solution**. When encountering an obstacle the BreakBack will swing the machine backwards and over the obstacle, returning to its' original working position, once the obstacle has been passed.

### Adjustable PTO Speed

Kverneland 2800 M comes factory fitted with the option of being operated with either **540 or 1000rpm**. It requires no additional accessory. All that is needed is simply to turn the main gearbox on the suspension 180°.

### Work Smarter on the Go

This feature provides easy and simple setting of ground pressure. For greater comfort for the operator the ground pressure of the large suspension spring is set hydraulically from the tractor cab. Easy to adjust, even on the go.

It is in fact a very **simple and clever solution** to an important challenge in optimizing the mowing job. On the hydraulic version the tension on the large suspension spring, which controls the ground pressure, is adjusted hydraulically, to increase or lower pressure. The **chosen ground pressure level is conveniently registered** from the easy-to-read scale.

Accurate setting of ground pressure adds significantly to **better work result and reduction of fuel consumption**, as a mower with correct ground pressure is easier to pull, requiring less power and fuel consumption.



Work Smarter on the Go!





Parking stand for easy and compact storage (optional).



# CLEAN, UNCOMPLICATED MOWING

## Centre Pivot Suspension

The 2800 M machines are centre suspended to give an **even weight distribution across the complete mower width**. Faster and more precise adaptation to ground contours is also achieved because of the centre suspended design. The benefit is less skid wear and optimum protection of the stubble.

*Centre suspended design for even weight distribution across the complete mower width.*



Two mounting options for optimal overlap with a front mounted machine.

## Transport Position

Kverneland 2800 M is folded hydraulically into a vertical transport position up to 125°. The low gravity point ensures excellent weight distribution, with the weight of the mower close to the tractor. Additionally the weight is evenly distributed on each side of the mower. Transport height is limited, so passing through narrow gateways or under bridges is no problem.



Lifting on headlands via hydraulic cylinder – ample ground clearance.

## Adjustable For Any Tractor

The linkage pins on 2800 M can be adjusted for four different positions, ensuring **compatibility with any tractor**. Another advantage is that the overlap in combination with a front mounted machine like 2828 F or 2832 F can be optimized, to ensure that the complete working width on both machines is utilized.

Furthermore the mowing unit can be mounted in two different positions on the suspension for easy setting of optimal overlap.



Vertical transport position up to 125°



## QUALITY MOWING THROUGH HYDRAULICALLY SUSPENDED DESIGN



**① Centre Suspension**  
Even weight distribution across entire mowing width and **constant, fast and precise adaptation** to ground contours.

**② HydroFloat - Hydraulic Suspension**  
Easy and precise setting of ground pressure, for **superb adaptation** in different conditions.

**③ NonStop BreakBack**  
Ensures **maximum protection** of the cutterbar if hitting a foreign obstacle.

**④ Direct Drive**  
Direct and **precise power transmission** into the first disc. No inner skids, and an efficient use the cutterbar.

**⑤ Headland Lift**  
Fast lifting without activating the 3-point linkage of the tractor, leading to **less wear** on tractor and transmission.



Hydraulic Centre Suspension.



Flexible mowing on slopes.



Headland lift via hydraulic cylinder.



Excellent Power Transmission

Kverneland offers a centre mounted plain disc mower with a hydraulically suspended design in working widths of 3.20, 3.60 and 4.00m. The 2500 MH series is fitted with the fully welded slim cutterbar for improved cutting performance. Special efforts have been made to make daily operation as easy, straightforward and effective as possible.

### Hydraulic Centre Suspension

The machines are suspended in the centre of gravity offering several advantages. The advantages include **equal ground pressure and fast adaptation to varying field contours**. These features facilitate a cleaner cut, better protection of the stubble and in addition an **improved fuel economy**, as well as **less skid wear**.

*Easy lift on headlands without activating the 3pt linkage  
– sufficient clearing under the cutterbar.*

### Flexible Mowing on Slopes

The new design of the suspension, with an extra pivoting point, allows greater flexibility in the working range, enabling **mower operation at 15° upward or downward angles**. This offers great advantages when working on hillsides or along ditches, and also makes it easier to manoeuvre the machine on headlands.

### Easy Lift on Headland

Lifting of 2500 MH series is easily done via a hydraulic cylinder, which means there is no need to activate the tractor's 3pt linkage. As the PTO stays in the same position, **vibrations in the transmission are eliminated**, implying less wear on tractor and machine.

### Headland Turns

Along with the easily adjustable and precise setting of ground pressure, the hydraulic suspension also ensures that 2500 MH machines offer **sufficient clearing during headland turns**, so that current swaths remain undamaged.

### Excellent Power Transmission

The 2500 MH series is equipped with a **direct drive system** from the gearbox to the first disc. This ensures an efficient power transmission and allows you to take full advantage of the whole width of the cutterbar.

### Safe and Easy Transport

For transport the mower is swung hydraulically into horizontal position behind the tractor. **Fast and easy conversion**, with no need to leave the tractor. With the narrow and very low position, safe transport is ensured.



## LET'S TALK SERIOUS MOWING!

### The 4m Solution

The Kverneland 2540 MH is truly a high performance mower with its' 4.00m working width and 10 round discs.

### Hydraulic Suspension

The Kverneland 2540 MH is designed with a unique hydraulic suspension system, the Kverneland HydroFloat, offering improved ground adaptation.

Thanks to this hydraulic suspension system the ground pressure of the mowing unit is easily adjusted, to allow adaptation to varying field conditions ensuring an even cutting height.

The ground pressure is continuously and quickly adaptable by using the lever on the suspension.

## HydroFloat



Hydraulic suspension for precise setting of ground pressure and superb adaptation.



Centre suspension for even weight distribution and outstanding adaptation.



Easy lift on headlands without activating the 3pt linkage of the tractor.



Breakback device to protect the cutterbar against foreign obstacles.



For transport the mower is swung hydraulically into horizontal position behind the tractor. Fast and easy conversion with no need to leave the tractor.



The Kverneland 2540 MH is in a locked horizontal position for transport - leaving an excellent view backwards during transport.



### Headland Turns

Turning on headlands is made easy with the Kverneland 2540 MH. The mower is lifted without activating the 3pt linkage of the tractor which needs no adjustment in the field. When working in the field the Kverneland 2540 MH offers **good clearance**, which prevents damage to the swath during operation.



The 10 disc cutterbar features a direct drive from the gearbox to the first disc, which efficiently reduces power wastage and takes full advantage of the whole working width of the cutterbar.



Hydraulic lift of the mower unit without activating the tractor's three-point mounting.



## FLEXIBLE SUSPENSION – EASY OPERATION



- 1 Flexible Suspension**  
Due to the side mounted design, these mowers can **operate at 35°** upwards or downwards angles.

- 2 Vertical Transport Position**  
These mowers are easily folded into a **vertical transport position** for excellent running characteristics.

- 3 NonStop BreakBack**  
Ensures **maximum protection** of the cutterbar if hitting a foreign obstacle.

- 4 Headland Lift**  
Fast lifting without activating the 3-point linkage of the tractor, leading to **less wear** on tractor and transmission.

- 5 Fully Welded Cutterbar**  
Kverneland cutterbar with fully welded, overlapping C-profiles, with no risk of oil leakage.



With the optional swath roller the swath is separated from the uncut crop.



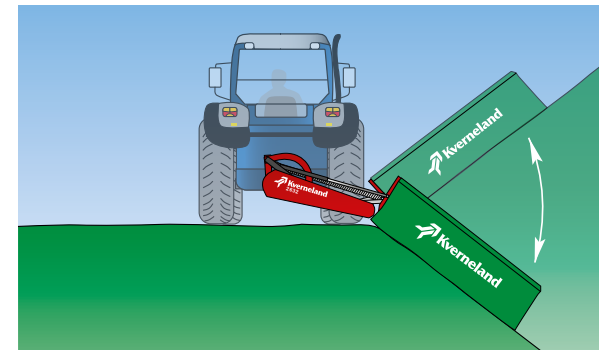
For extremely hilly conditions an optional hillside equipment is offered.



Ground pressure is easily set by adjusting the compensating spring.



Easy access to the cutterbar for inspection and maintenance.



Kverneland 2600 M series can pivot 35° up and down without any adjustment.

### Flexible Suspension for Extreme Uneven Field Conditions

Kverneland 2600 M series offers a **very flexible suspension** giving perfect ground contour following. This ensures that the mower is able to adapt to extremely uneven field conditions, giving the best mowing result. The linkage of Kverneland 2600 M ensures that the mower is capable of **working on steep angles** or in hilly conditions.

### Adjustable Lifting Pins

Kverneland 2600 M series offers a very **easy mounting** on the tractor. When the machine is parked the lifting pins are horizontal. The linkage pins are easily adjusted to match the tractor width, which enables the mower to cut to its' full working width.

### Easy adjustment of ground pressure

A **large compensation spring** ensures the best possible support of the cutterbar of Kverneland 2600 M series. This gives optimum ground pressure along the entire cutterbar, even under differing conditions and contours. The ground pressure is easily and accurately set by adjusting one spring.

*High output at low power requirements.*




On headlands the mower is lifted without activating the 3pt linkage.



For transport the mower is positioned hydraulically into a vertical transport position.



## COMPACT DESIGN – RELIABLE PERFORMANCE!



①

### Flexible Working Angles

The flexible suspension allows mowing at 15° upwards and 45° downwards angles respectively.

②

### Vertical Transport Position

These mowers are easily folded into a vertical transport position for excellent running characteristics.

③

### Spring Loaded BreakBack

Ensures maximum protection of the cutterbar if hitting a foreign obstacle.

④

### Headland Lift

Mower is lifted via the hydraulic cylinder – no need to activate the 3 point linkage.



The 2300 series machines are folded hydraulically to a vertical position behind.



BreakBack device protecting the cutterbar when encountering obstacles.

### Compact Build For Smaller Tractors

Kverneland 2300 series machines are designed for smaller mowing operations. With **working widths ranging from 1.65-2.40m** and with corresponding weights of 435-495kg respectively, these machines are perfect for farmers looking for a compact mower with low power requirements.

### Transport Solution

When in transport, the mowers are folded to a vertical position well behind the tractor for safe transport. The centre of gravity is close to the tractor, which ensures **excellent weight distribution** and transport stability, even during high speed road transport.

### Spring Loaded BreakBack

If encountering an obstacle the spring loaded BreakBack system will swing the mower backwards to protect the cutterbar. Resetting the mower to working position is simply done by reversing.



Mowing at extreme angles.





## ORIGINAL PARTS & SERVICE

# ONLY ORIGINAL PARTS WILL KEEP YOUR MACHINE A KVERNELAND



Did you know that our parts are manufactured to the same high standards and strict specifications as the Kverneland machines? Original Parts will always work and fit as intended, and are guaranteed to keep your machine running at maximum performance.

Kverneland has been a symbol of quality since 1879; the experience we have, combined with a constant strive to improve our products, ensures you the best parts available for your Kverneland machine. Parts and Service surrounds your machine with a safety-net; the quality ensures optimal usage of the machine, the quality of the parts refers to a low life-cycle cost and longer wearing time.

Our long term relationship starts at the purchase of your Kverneland machine, and we will continuously stay by your side for support and assistance. We will guide you on the way to make sure you achieve maximum performance, productivity and profit.

Do not compromise quality with cheap solutions, remember that only Original Kverneland parts are the guaranteed solution to achieve what is expected by a Kverneland machine.



### YOUR PARTS SPECIALIST

Through our worldwide dealer network you will find your local dealer, whom is always prepared to assist you. Your Kverneland dealer knows every inch of your machine and will gladly provide the expertise needed to ensure that you are operating at maximum potential.

Your parts specialist has got all the parts that you need and will also have the facilities to service your machine. Make sure to visit your Kverneland dealer on a regular basis to be updated on promotions and product news that you will not find elsewhere.



### ALWAYS AVAILABLE

Time is money, and we know the importance of receiving the right parts at the right time! Your Kverneland dealer is supported by a massive distribution network to supply you with exactly what you need, when you need it.

Our main distribution centre is located in Metz, France. A strategic location for distributing parts to all corners of the world. With over 70.000 parts in stock and 24/7 service, we are ready to supply you with parts – at any time!



### EASY ACCESS TO INFORMATION

Are you looking for a complete overview of parts for your machine? Maybe you are searching for more technical information? Our Online Search Database, *Quest*, provides all information available for your machine.

Various documentation like Parts Manuals, Operation Manuals, Software updates and FAQ's, it is all there. *Quest* is available in several different languages and can be accessed wherever and whenever. All answers are easy to find – just a few clicks away !



# TECHNICAL DATA

	Side Mounted Plain Disc Mowers						Centre Mounted Plain Disc Mowers		
Model	2316 M	2320 M	2324 M	2624 M	2628 M	2632 M	2532 MH	2536 MH	2540 MH
Dimensions & Weight									
Working width (m/ft)	1.66(5'5")	2.05(6'9")	2.4(7'9")	2.4(7'9")	2.81(9'3")	3.16(10'4")	3.18(10'5")	3.57(11'6")	3.92(12'10")
Weight, approx (kg/lbs)	435(959)	455(1003)	495(1091)	580(1279)	610(1345)	684(1508)	805(1774)	925(2039)	970(2139)
Transport width (m)	1.2	1.2	1.2	1.4	1.4	1.4	<3.0	<3.0	<3.0
Transport height (m)									
Attachment to Tractor									
Linkage (CAT)	2	2	2	2	2	2	2	2	2
PTO (rpm)	540	540	540	540	540	540	540	1000	1000
Min. power req. PTO output (kW/hp)	26 / 36	31 / 42	34 / 46	33 / 45	37 / 50	40 / 55	40 / 55	47 / 65	50 / 70*
Operation									
Number of discs and knives	4 / 8	5 / 10	6 / 12	6 / 12	7 / 14	8 / 16	8 / 16	9 / 18	10 / 20
Number of hydraulic outlets	1 S	1 S	1 S	1 S	1 S	1 S	1 D	1 D	1 D
Mowing angle °	-45/+15	-45/+15	-45/+15	-35/+35	-35/+35	-35/+35	-15/+15	-15/+15	-15/+15
Stubble height (mm)	30-60	30-60	30-60	30-60	30-60	30-60	30-60	30-60	30-60
NonStop BreakBack	-	-	-	●	●	●	●	●	●
Overrun clutch	●	●	●	●	●	●	●	●	●
Friction clutch	-	-	-	-	-	-	●	●	●
Optional Equipment									
Swath boards (RH / LH)	● / -	● / -	● / -	○ / ○	○ / ○	○ / ○	- / -	- / -	- / -
Swath roller (RH / LH)	○ / -	○ / -	○ / -	○ / -	○ / -	○ / -	● / ○	● / ○	● / ○
High skids +20/+40/+60/+80mm	○	○	○	○	○	○	○	○	○
ProFit quick change of knives	○	○	○	○	○	○	○	○	○
Lighting kit	○	○	○	○	○	○	○	○	○
Throwing wings	○	○	○	○	○	○	○	○	○
Straw divider	-	-	-	-	-	-	○	○	○

● Standard equipment

○ Option

- Not available

\*) Please note that there is a minimum weight requirement of tractor.

	Centre Mounted Plain Disc Mowers						Front Mounted Plain Disc Mowers		
Model	2828 M	2832 M	2836 M	2840 M	5087 M	5095 M	2828 F	2832 F	2832 FS
Dimensions & Weight									
Working width (m/ft)	2.81(9'3")	3.18(10'5")	3.57(11'6")	3.92(12'10")	8.7(28'5")	9.5(31'2")	2.81(9'3")	3.16(10'4")	3.16(10'4")
Weight, approx (kg/lbs)	806(1777)	840(1852)	896(1976)	940(2073)	1360(2997)	1500(3307)	670(1477)	710(1565)	855(1885)
Transport width (m)	2.3	2.3	2.3	2.3	<3.0	<3.0	<3.0	3.0	3.0
Transport height (m)	2.80	3.25	3.70	3.70	<4.0	<4.0			
Attachment to Tractor									
Linkage (CAT)	2/3	2/3	2/3	2/3	2/3	2/3	2	2	2
PTO (rpm)	540/1000	540/1000	540/1000	540/1000	1000	1000	750/1000	750/1000	750/1000
Min. power req. PTO output (kW/hp)	29 / 40	37 / 50	47 / 65	51 / 70	105 / 140	110 / 150	33 / 45	40 / 55	45 / 60
Operation									
Number of discs and knives	7 / 14	8 / 16	9 / 18	10 / 20	16 / 32	18 / 36	7 / 14	8 / 16	8/16
Number of hydraulic outlets	1 S	1 S	1 S	1 S	2 D	2 D	1 S	1 S	1 S
Mowing angle °	-15/+15	-15/+15	-15/+15	-15/+15	-15/+15	-15/+15	-17/+17	-17/+17	-17/+17
Stubble height (mm)	30-60	30-60	30-60	30-60	30-60	30-60	30-60	30-60	30-60
NonStop BreakBack	●	●	●	●	●	●	●	●	●
Overrun clutch	●	●	●	●	●	●	●	●	●
Friction clutch	●	●	●	●	●	●	-	-	-
Optional Equipment									
Swath boards (RH / LH)	- / -	- / -	- / -	- / -	- / -	- / -	- / -	- / -	- / -
Swath roller (RH / LH)	● / ○	● / ○	● / ○	● / ○	● / ○	● / ○	○ / ○	○ / ○	○ / ○
High skids +20/+40/+60/+80mm	○	○	○	○	○	○	○	○	○
ProFit quick change of knives	○	○	○	○	○	○	○	○	○
Lighting kit	○	○	○	○	○	○	○	○	○
Throwing wings	○	○	○	○	○	○	○	○	○
Straw divider	○	○	○	○	○	○	-	-	-

Information provided in this brochure is made for general information purposes only and for worldwide circulation. Inaccuracies, errors or omissions may occur and the information may thus not constitute basis for any legal claim against Kverneland Group. Availability of models, specifications and optional equipment may differ from country to country. Please consult your local dealer. Kverneland Group reserves the right at any time to make changes to the design or specifications shown or described, to add or remove features, without any notice or obligations. Safety devices may have been removed from the machines for illustration purposes only, in order to better present functions of the machines. To avoid risk of injury, safety devices must never be removed. If removal of safety devices is necessary, e.g. for maintenance purposes, please contact proper assistance or supervision of a technical assistant. © Kverneland Group Kerteminde AS



# WHEN FARMING MEANS BUSINESS

[kverneland.com](http://kverneland.com)